



**SIPPON®** YONGKANG SIPPON ELECTRIC CO., LTD.

YongKang  
Zhejiang  
China

T +86 579 87235571  
F +86 579 87232350

sales@sippon.com  
www.sippon.com

 **SIPPON®**

We only focus on Vacuum Cleaner  
[www.sippon.com](http://www.sippon.com)

## Ash Vacuum Cleaner

01-05&09

BJ121  
BJ131  
BJ1513  
BJ1511  
BJ1811  
BJ1812

## Ash Collector

06

BJ133

## Dry Vacuum Cleaner

07-08

BJ121 E  
BJ1711

## Cordless Vacuum Cleaner

09-10&31/34

BJ1812  
BJ1813  
BJ1921/BJ1982&BJ1983

## Plastic Vacuum Cleaner

11-12

BJ1623-10  
BJ1623-20

## Wet & Dry Vacuum Cleaner

13-23

BJ1922  
BJ122  
BJ123  
BJ122(with big base)  
BJ123(with big base)  
BJ134  
BJ1622

## Industrial Vacuum Cleaner

24-28&31-33

BJ1622-50/60L  
BJ122  
BJ123  
BJ141  
BJ1921  
BJ1321  
BJ1621

## Household Vacuum Cleaner

29-30&34

BJ1841  
BJ1982&BJ1983

## Spare Parts

## Company Profile



# ASH CLEANER

## BJ121 SERIES



### FEATURES



### STANDARD



### OPTIONAL



Model No.	BJ121-12L	BJ121-15L	BJ121-18L	BJ121-20L
Voltage/Frequency	100V-127V, 220V-240V/50/60Hz			
Power	600W/800W/1000W/1200W			
Airflow Rate	1.5/1.7/1.9M <sup>3</sup> /MIN			
Vacuity	≥15Kpa/≥16Kpa/≥17Kpa/≥18Kpa			
Noise	≤76dB(A)			
Dust Capacity	10L/12L/15L/18L/20L/25L/30L			
G.W./N.W.	3.7KG/3.9KG	3.9KG/3.0KG	4.0KG/3.1KG	4.2KG/3.2KG
Size	32.8x32.8x25.5CM	32.8x32.8x29.5CM	32.8x32.8x32.5CM	32.8x32.8x36.5CM
Standard Accessories	Metal hose, Aluminum tube, Cloth filter			
Loading quantity (20'/40'/40HQ)	1021/2041/2479	882/1764/2143	801/1602/1945	713/1426/1732
Advantage	<ul style="list-style-type: none"> <li>● Blowing function</li> <li>● Motor overheating protective valve</li> <li>● With hidden handle to save freight</li> <li>● Accessories storage function</li> <li>● Dust shaking function(optional)</li> <li>● Winder wire easy for storage</li> </ul>			

www.sippon.com

# ASH CLEANER

## BJ131 SERIES



### FEATURES



### STANDARD



### OPTIONAL



Model No.	BJ131-10L	BJ131-15L	BJ131-18L	BJ131-20L
Voltage/Frequency	100V-127V, 220V-240V/50/60Hz			
Power	600W/800W/1000W/1200W			
Airflow Rate	1.5/1.7/1.9M <sup>3</sup> /MIN			
Vacuity	≥15Kpa/≥16Kpa/≥17Kpa/≥18Kpa			
Noise	≤76dB(A)			
Dust Capacity	10L/12L/15L/18L/20L/25L/30L			
G.W./N.W.	3.7KG/3.0KG	3.9KG/3.3KG	4.1KG/3.4KG	4.3KG/3.5KG
Size	28x28x27.5CM	28x28x35.5CM	31x31x36CM	31x31x38.5CM
Standard Accessories	Metal hose, Aluminum tube, Fire-retardant HEPA filter, Metal mesh cover			
Loading quantity (20'/40'/40HQ)	1299/2597/3154	1006/2012/2443	809/1619/1966	757/1514/1838
Advantage	<ul style="list-style-type: none"> <li>● New GS standard</li> <li>● Fire retardant HEPA filter</li> <li>● HEPA-Protector(optional)</li> <li>● Pre-filter(metal mesh cover)</li> <li>● Blowing function</li> <li>● Suitcase handle</li> <li>● Accessories storage function</li> </ul>			



# ASH CLEANER

## BJ1513 SERIES



### STANDARD



### OPTIONAL



Model No.	BJ1513-10L	BJ1513-15L	BJ1513-18L	BJ1513-20L
Voltage/Frequency	100V-127V, 220V-240V/50HZ/60HZ			
Power	600W/800W/1000W/1200W			
Airflow Rate	1.5/1.7/1.9M <sup>3</sup> /MIN			
Vacuity	≥15Kpa/≥16Kpa/≥17Kpa/≥18Kpa			
Noise	≤76dB(A)			
Dust Capacity	10L/12L/15L/18L/20L/25L/30L			
G.W./N.W.	3.7KG/2.9KG	3.9KG/3.3KG	4.2KG/3.4KG	4.4KG/3.5KG
Size	28x28x25.5CM	28x28x32.5CM	31x31x38CM	31x31x40.5CM
Standard Accessories	Metal hose, Aluminum tube, Fire retardant HEPA filter, Metal mesh cover			
Loading quantity (20'/40'/40'HQ)	1400/2800/3401	1099/2197/2448	766/1532/1862	719/1439/1747
Advantage	<ul style="list-style-type: none"> <li>● New GS standard</li> <li>● Fire retardant HEPA filter</li> <li>● HEPA-Protector(optional)</li> <li>● Pre-filter(metal mesh cover)</li> <li>● Blowing function</li> <li>● Handle for cable and hose storage</li> <li>● Accessories storage function</li> </ul>			

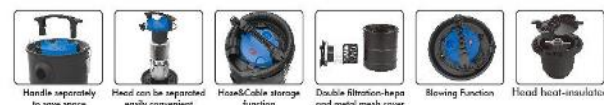
www.sippon.com

# ASH CLEANER

## BJ1511 SERIES



### FEATURES



### STANDARD



### OPTIONAL



Model No.	BJ1511-15L	BJ1511-18L	BJ1511-20L	BJ1511-25L
Voltage/Frequency	100V-127V, 220V-240V/50HZ/60HZ			
Power	600W/800W/1000W/1200W			
Airflow Rate	1.5/1.7/1.9M <sup>3</sup> /MIN			
Vacuity	≥15Kpa/≥16Kpa/≥17Kpa/≥18Kpa			
Noise	≤76dB(A)			
Dust Capacity	10L/12L/15L/18L/20L/25L/30L			
G.W./N.W.	3.9KG/3.3KG	4.3KG/3.5KG	4.3KG/3.5KG	4.8KG/3.8KG
Size	28x28x25.5CM	31x31x36.5CM	31x31x39.5CM	31x31x49.5CM
Standard Accessories	Metal hose, Aluminum tube, Fire-retardant HEPA filter, Metal mesh cover			
Loading quantity (20'/40'/40'HQ)	1116/2232/2710	798/1596/1938	730/1475/1791	588/1176/1429
Advantage	<ul style="list-style-type: none"> <li>● New GS standard</li> <li>● Fire retardant HEPA filter</li> <li>● HEPA-Protector(optional)</li> <li>● Pre-filter(metal mesh cover)</li> <li>● Blowing function</li> <li>● Hose&amp;Cable storage function</li> <li>● Accessories storage function</li> </ul>			

# ASH CLEANER

## BJ1811 SERIES



### STANDARD



### OPTIONAL



Model No.	BJ1811-10L	BJ1811-15L	BJ1811-18L	BJ1811-20L
Voltage/Frequency	100V-127V, 220V-240V/50Hz/60Hz			
Power	600W/800W/1000W/1200W			
Airflow Rate	1.5/1.7/1.9M <sup>3</sup> /MIN			
Vacuity	≥15Kpa/≥16Kpa/≥17Kpa/≥18Kpa			
Noise	≤76dB(A)			
Dust Capacity	10L/12L/15L/18L/20L/25L/30L			
G.W./N.W.	3.7KG/3.3KG	3.9KG/3.2KG	4.2KG/3.4KG	4.3KG/3.5KG
Size	28x28x27CM	28x28x35CM	31x31x35CM	31x31x38CM
Standard Accessories	Metal Hose, Aluminum Tube, Fire-retardant HEPA filter with metal mesh cover outside			
Loading quantity (20'/40'/40'HQ)	1322/2645/3212	1020/2041/2478	832/1665/2022	767/1533/1862
Advantage	<ul style="list-style-type: none"> <li>● New GS standard</li> <li>● Fire retardant HEPA filter</li> <li>● HEPA-Protector(optional)</li> <li>● Pre-filter(metal mesh cover)</li> <li>● Blowing function</li> <li>● Hidden handle to save space</li> <li>● Accessories storage function</li> </ul>			

www.sippon.com

# ASH COLLECTOR

## BJ133 SERIES



### FEATURES



### STANDARD



Model No.	BJ133-15L	BJ133-18L	BJ133-20L
Voltage/Frequency	/		
Power	/		
Airflow Rate	/		
Vacuity	/		
Noise	/		
Dust Capacity	15L/18L/20L		
G.W./N.W.	2.7/2.0KG	2.9/2.1KG	3.0/2.1KG
Size	31x31x30.5KG	31x31x35.5KG	31x31x38.5KG
Standard Accessories	Metal Hose, Aluminum Tube, Small HEPA Filter, Small metal mesh cover		
Loading quantity(20'/40'/40'HQ)	955/1911/2320	821/1641/1993	757/1514/1838

We only focus on Vacuum Cleaner

# DRY CLEANER

## BJ121E SERIES



### FEATURES



### STANDARD



### OPTIONAL



Model No.	BJ121E-15L	BJ121E-18L	BJ121E-20L	BJ121E-25L
Voltage/Frequency	100V/127V/220V/240V/50HZ/60HZ			
Power	600W/800W/1000W/1200W			
Airflow Rate	1.5/1.7/1.9M <sup>3</sup> /MIN			
Vacuity	≥19Kpa/≥16Kpa/≥17Kpa			
Noise	≤76dB(A)			
Dust Capacity	15L/18L/20L/25L/30L			
G.W./N.W.	5.0KG/4.1KG	4.0KG/3.2KG	4.3KG/3.3KG	4.8KG/3.6KG
Size	36x35.7x32CM	36x35.7x35CM	36x35.7x38.5CM	36x35.7x44.5CM
Standard Accessories	Hose Assembly, Plastic Tube, Round brush, Floor Brush, Crevice Nozzle, Cloth Filter			
Loading quantity (20'/40'/40'HQ)	692/1383/1680	623/1245/1512	566/1132/1374	490/979/1189
Advantage	<ul style="list-style-type: none"> <li>● Blowing function</li> <li>● Motor overheating protective valve</li> <li>● With hidden handle to save freight</li> <li>● Accessories storage function</li> <li>● Dust shaking function(optional)</li> <li>● Winsler wire easy for storage</li> </ul>			

www.sippon.com

# DRY CLEANER

## BJ1711 SERIES



### FEATURES



### STANDARD



### OPTIONAL



Model No.	BJ1711-18L	BJ1711-21L	BJ1711-25L
Voltage/Frequency	100V/127V/220V/240V/50HZ/60HZ		
Power	600W/800W/1000W/1200W/1400W/1600W/1800W/2000W		
Airflow Rate	1.5/1.7/1.9M <sup>3</sup> /MIN		
Vacuity	17Kpa		
Noise	≤76dB(A)		
Dust Capacity	15L/18L/21L/25L/30L		
G.W./N.W.	6.3KG/5.3KG	6.4KG/5.4KG	6.5KG/5.5KG
Size	43x35x42.5CM	43x35x48.5CM	43x35x52.5CM
Standard Accessories	Hose Assembly, Plastic Tube, Round brush, Floor Brush, Crevice Nozzle, Cloth Filter		
Loading quantity (20'/40'/40'HQ)	438/876/1063	384/767/932	354/709/861
Advantage	<ul style="list-style-type: none"> <li>● Blowing function</li> <li>● Heavy duty 1200-2000W</li> <li>● Prevent dust leakage</li> <li>● Dust indicator function</li> <li>● Humanized soft handle</li> <li>● Big base/Accessories storage</li> </ul>		



# CORDLESS CLEANER



## BJ1812 SERIES

Design Patent No.:201830765360X

### FEATURES



**Lithium Battery**



### STANDARD



### OPTIONAL



Model No.	BJ1812-10L	BJ1812-15L	BJ1812-18L	BJ1812-20L
Voltage/Frequency	18V			
Power	120W			
Airflow Rate	0.74M <sup>3</sup> /MIN			
Vacuity	≥7.3Kpa			
Charging Time	2.5H			
Running Time	20Mins			
Noise	≤75dB(A)			
Dual Capacity	10L/12L/15L/18L/20L/25L			
G.W./N.W.	3.7KG/3.4KG	4.1KG/3.4KG	4.5KG/3.6KG	4.9KG/3.9KG
Size	28x28x27CM	28x28x36CM	31x31x36CM	31x31x39CM
Standard Accessories	Metal Hose, Aluminum tube, Fire-retardant HEPA filter with metal mesh cover outside, Battery, Charger, Small brush for filter clean			
Loading quantity (20'/40'/40HQ)	1323/2646/3212	992/1984/2409	809/1619/1966	747/1494/1814
Advantage	<ul style="list-style-type: none"> <li>● 18V Rechargeable battery(cordless)</li> <li>● More than 500 times recharge use</li> <li>● Blowing function</li> <li>● Accessories storage function</li> <li>● Fire-retardant filter</li> <li>● Double filtration(Hepa filter+ Metal mesh cover)</li> <li>● Different filters optional</li> <li>● Small brush for clean the filters easily</li> <li>● Hidden handle</li> </ul>			

www.sippon.com

# CORDLESS CLEANER



## BJ1813 SERIES

Design Patent No.:201920355451.5

### FEATURES




**Lithium Battery**



### OPTIONAL



### STANDARD



Model No.	BJ1813-10L
Voltage/Frequency	18V
Power	120W
Airflow Rate	0.74M <sup>3</sup> /MIN
Vacuity	≥7.3Kpa
Charging Time	2.5H
Running Time	20Mins
Noise	≤75dB(A)
Dual Capacity	10L
G.W./N.W.	6.2KG/5.2KG
Size	30.5X29.5X34
Standard Accessories	Hose Assembly, Plastic Tubes, Round brush, Floor Brush, Crevice Nozzle, Cloth Filter, Battery, Charger, Small brush for filter clean
Loading quantity (20'/40'/40HQ)	915/1831/2223
Advantage	<ul style="list-style-type: none"> <li>● 18V Rechargeable battery(cordless)</li> <li>● More than 500 times recharge use</li> <li>● Blowing function</li> <li>● Accessories storage function</li> <li>● Mini size easy for carrying</li> <li>● Universal wheels</li> <li>● Small brush for clean the filters easily</li> <li>● Different filters optional</li> <li>● Hidden handle</li> </ul>

# WET&DRY CLEANER

## BJ1623 SERIES



Model No.	BJ1623-10L
Voltage/Frequency	12V/100V-127V, 220V-240V/50HZ/60HZ
Power	600W/800W/1000W
Airflow Rate	≥1.8M³/MIN
Vacuity	≥16Kpa
Noise	≤74dB(A)
Dust Capacity	10L
G.W./N.W.	4.2KG/3.7KG
Size	30.5x29.5x36.5CM
Standard Accessories	Hose Assembly, Plastic tubes, Round brush, Floor Brush, Crevice Nozzle, Cloth Filter, Wheels
Loading quantity(20'/40'/40'HQ)	853/1705/2071



# WET&DRY CLEANER

## BJ1623 SERIES



Model No.	BJ1623-20L
Voltage/Frequency	12V/100V-127V, 220V-240V/50HZ/60HZ
Power	600W/800W/1000W/1200W
Airflow Rate	≥1.8M³/MIN
Vacuity	≥16Kpa
Noise	≤73dB(A)
Dust Capacity	20L
G.W./N.W.	6.2KG/4.7KG
Size	36.5X36.5X49.5
Standard Accessories	Hose Assembly, Plastic Tubes, Round brush, Floor Brush, Crevice Nozzle, Cloth Filter
Loading quantity (20'/40'/40'HQ)	425/849/1031





# 3 IN 1 WET AND DRY VACUUM CLEANER

**New**



BSCI GS EMC ROHS CE SAS CB

**WET&DRY CLEANER**

**BJ1922(235) SERIES**

## FEATURES



## STANDARD



## OPTIONAL

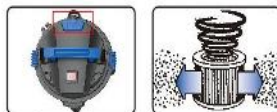


Model No.	BJ1922-6L(235)	BJ1922-10L(235)	BJ1922-12L(235)	BJ1922-15L(235)
Voltage/Frequency	100V-127V, 220-240V / 50/60Hz			
Power	800W/1000W/1200W			
Airflow Rate	≥ 1.2m³/MIN/≥ 1.3m³/MIN/≥ 1.4m³/MIN			
Vacuity	≥ 1.5Kpa/≥ 1.6Kpa/≥ 1.7Kpa			
Noise	80dB(A)			
Dust Capacity	6L/10L/12L/15L			
G.W./N.W.	3.6KG/3.0KG	3.8KG/3.2KG	4.0KG/3.4KG	4.2KG/3.6KG
Size	27x27x34CM	27x27x38CM	27x27x40CM	27x27x47CM
Standard Accessories	Hose Assembly, Plastic Tubes, Floor Brush, Crevice Nozzle, Cloth Filter			
Loading quantity (20'/40'/40HQ)	1129/2178/2743	1010/1949/2454	960/1851/2331	817/1576/1984
Advantage	<ul style="list-style-type: none"> <li>• Hose storage function</li> <li>• Cable storage function</li> <li>• Blowing function</li> <li>• Durable clips</li> <li>• Accessories storage function</li> <li>• Universal wheels &amp; Base</li> </ul>			

# WET&DRY CLEANER

## BJ1922 SERIES

### FEATURES



Dust shaking



Dust shaking



Cable storage function



Blowing function



Universal wheels



Accessories storage function



Hose storage function



Durable plastic clips



Model No.	BJ1922-15L	BJ1922-20L	BJ1922-25L	BJ1922-30L
Voltage/Frequency	100V-127V, 220V-240V/50HZ/60HZ			
Power	800W/1000W/1200W			
Airflow Rate	≥1.0M³/MIN/≥1.2M³/MIN/1.3M³/MIN			
Vacuity	≥16Kpa±17Kpa±18Kpa			
Noise	≤78dB(A)			
Dust Capacity	15L/18L/20L/25L/30L			
G.W./N.W.	5.7KG/4.9KG	6.2KG/5.3KG	6.5KG/5.5KG	7KG/5.8KG
Size	33.5x34.6x43.8CM	33.5x34.6x51.8CM	33.5x34.6x58.8CM	33.5x34.6x64.7CM
Standard Accessories	Hose Assembly, Plastic Tubes, Floor Brush, Crevice Nozzle, Cloth Filter			
Loading quantity (20/40/4011G)	551/1103/1339	466/932/1132	410/821/997	373/746/906
Advantage	<ul style="list-style-type: none"> <li>● Dust shaking</li> <li>● Cable storage function</li> <li>● Blowing function</li> <li>● Accessories storage function</li> <li>● Hose storage function</li> <li>● Durable plastic clips</li> </ul>			

www.sippon.com



### STANDARD



Plastic tube



Floor brush



Cloth filter



Crevice nozzle



Hose



Sponge

### OPTIONAL



Flaps



Needle punching cotton filter



Advanced floor brush



Sippon floor brush



Metal telescopic tube



Paper filter



Metal tube

## BJ1922A SERIES



Model No.	BJ1922A-15L	BJ1922A-20L	BJ1922A-25L	VBJ1922A-30L
Voltage/Frequency	100V-127V, 220V-240V/50HZ/60HZ			
Power	800W/1000W/1200W			
Airflow Rate	≥1.0M³/MIN/≥1.2M³/MIN/1.3M³/MIN			
Vacuity	≥16Kpa±17Kpa±18Kpa			
Noise	≤78dB(A)			
Dust Capacity	15L/18L/20L/25L/30L			
G.W./N.W.	5.7KG/4.9KG	6.2KG/5.3KG	6.5KG/5.5KG	7KG/5.8KG
Size	33.5x34.6x43.8CM	33.5x34.6x51.8CM	33.5x34.6x58.8CM	33.5x34.6x64.7CM
Standard Accessories	Hose Assembly, Plastic Tubes, Floor Brush, Crevice Nozzle, Cloth Filter			
Loading quantity (20/40/4011G)	551/1103/1339	466/932/1132	410/821/997	373/746/906





# WET&DRY CLEANER

## BJ122 SERIES



### STANDARD



Plastic tube



Floor brush



Cloth filter



Round brush/crevice nozzle



Hose



Sponge filter



Model No.	BJ122-15L	BJ122-20L	BJ122-25L	BJ122-30L
Voltage/Frequency	100V-127V, 220V-240V/50HZ/60HZ			
Power	1200W/1400W			
Airflow Rate	≥1.5M <sup>3</sup> /MIN/1.8M <sup>3</sup> /MIN			
Vacuity	≥20Kpa±21Kpa			
Noise	≤78dB(A)			
Dust Capacity	15L/18L/20L/25L/30L			
G.W./N.W.	5.7KG/4.9KG	6.2KG/5.3KG	6.5KG/5.5KG	7KG/5.8KG
Size	36x35.7x42CM	36x35.7x49CM	36x35.7x53.5CM	36x35.7x62.5CM
Standard Accessories	Hose Assembly, Plastic Tubes, Round brush, Floor Brush, Crevice Nozzle, Cloth Filter, Sponge filter			
Loading quantity (20/40/4011G)	519/1037/1260	445/889/1080	407/814/989	349/697/847
Advantage	<ul style="list-style-type: none"> <li>Wet and Dry</li> <li>Waterproof power switch</li> <li>Accessories storage function</li> <li>Blowing function</li> <li>Universal wheels</li> <li>Cable storage function</li> </ul>			

www.sippon.com

# WET&DRY CLEANER

## BJ122A SERIES



### OPTIONAL



Hepa



Needle punching cotton filter



Advanced floor brush



Sippon floor brush



Metal telescopic tube



Paper filter



Big base



Model No.	BJ122A-15L	BJ122A-20L	BJ122A-25L	BJ122A-30L
Voltage/Frequency	100V-127V, 220V-240V/50HZ/60HZ			
Power	1200W/1400W			
Airflow Rate	≥1.5M <sup>3</sup> /MIN/1.8M <sup>3</sup> /MIN			
Vacuity	≥20Kpa±21Kpa			
Noise	≤78/80dB(A)			
Dust Capacity	15L/18L/20L/25L/30L			
G.W./N.W.	5.7KG/4.9KG	6.2KG/5.3KG	6.5KG/5.5KG	7KG/5.8KG
Size	36x35.7x42CM	36x35.7x49CM	36x35.7x53.5CM	36x35.7x62.5CM
Standard Accessories	Hose Assembly, Plastic Tubes, Round brush, Floor Brush, Crevice Nozzle, Cloth Filter, Sponge filter			
Loading quantity (20/40/4011G)	519/1037/1260	445/889/1080	407/814/989	349/697/847



Universal wheels



Accessories storage function



Blowing function



Safety valve



Waterproof power switch



Accessories storage function



# WET&DRY CLEANER

## BJ123 SERIES



### STANDARD



Plastic tube



Floor brush



Cloth filter



Round brush/crevice nozzle



Hose



Sponge filter



Model No.	BJ123-15L	BJ123-20L	BJ123-25L	BJ123-30L
Voltage/Frequency	100V-127V, 220V-240V/50HZ/60HZ			
Power	1200W/1400W			
Air-flow Rate	≥1.5M³/MIN/1.8M³/MIN			
Vacuity	≥20Kpa±21Kpa			
Noise	≤78dB(A)			
Dust Capacity	15L/18L/20L/25L/30L			
G.W./N.W.	5.7KG/5KG	6.2KG/5.3KG	6.5KG/5.6KG	7KG/5.8KG
Size	36x35.7x43CM	36x35.7x51CM	36x35.7x55CM	36x35.7x64CM
Standard Accessories	Hose Assembly, Plastic Tubes, Round Brush, Floor Brush, Crevice Nozzle, Cloth Filter, Sponge filter			
Loading quantity (20'/40'/40'HQ)	507/1013/1230	427/854/1037	396/792/962	340/681/827
Advantage	<ul style="list-style-type: none"> <li>Wet and Dry</li> <li>Blowing function</li> </ul>	<ul style="list-style-type: none"> <li>Waterproof power switch</li> <li>Universal wheels</li> </ul>	<ul style="list-style-type: none"> <li>Accessories storage function</li> <li>Cable storage function</li> </ul>	

www.sippon.com

# WET&DRY CLEANER

## BJ123A SERIES



### OPTIONAL



Hepa



Needle punching cotton filter



Advanced floor brush



Sippon floor brush



Metal telescopic tube



Paper filter



Big base



Model No.	BJ123A-15L	BJ123A-20L	BJ123A-25L	BJ123A-30L
Voltage/Frequency	100V-127V, 220V-240V/50HZ/60HZ			
Power	1200W/1400W			
Air-flow Rate	≥1.5M³/MIN/1.8M³/MIN			
Vacuity	≥20Kpa±21Kpa			
Noise	≤78dB(A)			
Dust Capacity	15L/18L/20L/25L/30L			
G.W./N.W.	5.7KG/5KG	6.2KG/5.3KG	6.5KG/5.6KG	7KG/5.8KG
Size	36x35.7x43CM	36x35.7x51CM	36x35.7x55CM	36x35.7x64CM
Standard Accessories	Hose Assembly, Plastic Tubes, Round Brush, Floor Brush, Crevice Nozzle, Cloth Filter, Sponge filter			
Loading quantity (20'/40'/40'HQ)	507/1013/1230	427/854/1037	396/792/962	340/681/827



Universal wheels



Accessories storage function



Blowing function



Safety valve



Waterproof power switch



Accessories storage function

# WET&DRY CLEANER

## BJ122 ( BIG BASE ) SERIES



### STANDARD



Plastic tube



Floor brush



Cloth filter



Round brush/crevice nozzle



Hose



Sponge filter



Model No.	BJ122-15L (Big Base)	BJ122-20L (Big Base)	BJ122-25L (Big Base)	BJ122-30L (Big Base)
Voltage/Frequency	100V-127V, 220V-240V/50HZ/60HZ			
Power	1200W/1400W			
Airflow Rate	≥1.5M <sup>3</sup> /MIN/1.8M <sup>3</sup> /MIN			
Vacuity	≥20Kpa±2.1Kpa			
Noise	≤78dB(A)			
Dust Capacity	15L/18L/20L/25L/30L			
G.W./N.W.	38x37.5x45.5CM	38x37.5x53CM	38x37.5x57CM	38x37.5x66.5CM
Size	5.7KG/4.9KG	6.2KG/5.3KG	6.5KG/5.5KG	7KG/6.0KG
Standard Accessories	Hose Assembly, Plastic Tubes, Round brush, Floor Brush, Crevice Nozzle, Cloth Filter, Sponge filter			
Loading quantity (20'/40'/40'HQ)	431/863/1048	370/741/900	345/689/837	295/591/718
Advantage	<ul style="list-style-type: none"> <li>Wet and Dry</li> <li>Waterproof power switch</li> <li>Accessories storage function</li> <li>Blowing function</li> <li>Universal wheels</li> <li>Cable storage function</li> </ul>			

www.sippon.com

# WET&DRY CLEANER

## BJ123 ( BIG BASE ) SERIES



### OPTIONAL



Hepa



Needle punching cotton filter



Advanced floor brush



Sippon floor brush



Metal telescopic tube



Paper filter



Big base



Model No.	BJ123-15L (Big Base)	BJ123-20L (Big Base)	BJ123-25L (Big Base)	BJ123-30L (Big Base)
Voltage/Frequency	100V-127V, 220V-240V/50HZ/60HZ			
Power	1200W/1400W			
Airflow Rate	≥1.5M <sup>3</sup> /MIN/1.8M <sup>3</sup> /MIN			
Vacuity	≥20Kpa±2.1Kpa			
Noise	≤78dB(A)			
Dust Capacity	15L/18L/20L/25L/30L			
G.W./N.W.	38x37.5x45.5CM	38x37.5x53CM	38x37.5x57CM	38x37.5x66.5CM
Size	5.7KG/4.9KG	6.2KG/5.3KG	6.5KG/5.5KG	7KG/6.0KG
Standard Accessories	Hose Assembly, Plastic Tubes, Round brush, Floor Brush, Crevice Nozzle, Cloth Filter, Sponge filter			
Loading quantity (20'/40'/40'HQ)	431/863/1048	370/741/900	345/689/837	295/591/718
Advantage	<ul style="list-style-type: none"> <li>Wet and Dry</li> <li>Waterproof power switch</li> <li>Accessories storage function</li> <li>Blowing function</li> <li>Universal wheels</li> <li>Cable storage function</li> </ul>			



Universal wheels



Accessories storage function



Blowing function



Safety valve



Waterproof power switch



Drainage function (optional)

# WET&DRY CLEANER

## BJ134 SERIES



### STANDARD



Plastic tube



Floor brush



Cloth filter



Round brush/crevice nozzle



Hose



Model No.	BJ134-16L	BJ134-20L	BJ134-25L	BJ134-30L
Voltage/Frequency	100V 127V 220V 240V/50HZ/60HZ			
Power	1000W/1200W/1400W/1600W			
Airflow Rate	≥1.8M <sup>3</sup> /MIN			
Vacuity	≥22Kpa			
Noise	≤76dBA			
Dust Capacity	18L/20L/25L/30L			
Size	38x37.5x50.5CM	38x37.5x53.5CM	38x37.5x60.5CM	38x37.5x68CM
G.W./N.W.	6.8KG/6KG	7KG/6.2KG	7.5KG/6.5KG	8.8KG/7.1KG
Standard Accessories	Hose Assembly, Plastic Tubes, Round brush, Floor Brush, Crevice Nozzle, Cloth Filter			
Loading quantity (20/40/101G)	361/722/876	341/682/828	301/602/732	269/537/653
Advantage	<ul style="list-style-type: none"> <li>Wet and Dry</li> <li>Secondary pollution prevention</li> <li>Accessories storage function</li> <li>Drainage function</li> <li>Universal wheels</li> <li>Cable storage function</li> </ul>			

www.sippon.com

# WET&DRY CLEANER

## BJ134A SERIES



### OPTIONAL



Hepa



Needle punching cotton filter



Advanced floor brush



Sippon floor brush



Metal telescopic tube



Paper filter



Big base



Model No.	BJ134A-20L	BJ134A-25L	BJ134A-30L	BJ134A-40L
Voltage/Frequency	100V 127V 220V 240V/50HZ/60HZ			
Power	1000W/1200W/1400W/1600W			
Airflow Rate	≥1.8M <sup>3</sup> /MIN			
Vacuity	≥22Kpa			
Noise	≤76dBA			
Dust Capacity	18L/20L/25L/30L/40L			
Size	38x37.5x50.5CM	38x37.5x60.5CM	38x37.5x68CM	38x37.5x83.7CM
G.W./N.W.	7.5KG/6.5KG	8.8KG/7.1KG	10.6KG/9KG	11KG/9.5KG
Standard Accessories	Hose Assembly, Plastic Tubes, Round brush, Floor Brush, Crevice Nozzle, Cloth Filter			
Loading quantity (20/40/101G)	367/734/891	324/649/788	288/577/701	234/469/570





# WET&DRY CLEANER

## BJ1622 SERIES

BSCI GS EMC ROHS CE SAS ENEC CB



Model No.	BJ1622-18L	BJ1622-20L	BJ1622-25L	BJ1622-30L
Voltage/Frequency	100V-127V, 220V-240V/50HZ/60HZ			
Power	1000W/1200W/1400W/1600W			
Airflow Rate	≥1.8M³/MIN			
Vacuity	≥22Kpa			
Noise	≤72dB(A)			
Dust Capacity	18L/20L/25L/30L			
Size	38x37.5x51CM	38x37.5x53.5CM	38x37.5x61CM	38x37.5x68.5CM
G.W./N.W.	5.7KG/5KG	6.0KG/5.2KG	7.0KG/6.24KG	8.0KG/7.24KG
Standard Accessories	Hose Assembly, Plastic Tubes, Round brush, Floor Brush, Crevice Nozzle, Cloth Filter			
Loading quantity (20'/40'/40HQ)	385/771/936	367/735/892	322/644/782	287/574/697



# INDUSTRIAL CLEANER

## BJ1622 SERIES

BSCI GS EMC ROHS CE SAS ENEC CB



Model No.	BJ1622-50L	BJ1622-60L
Voltage/Frequency	100V-127V, 220V-240V/50HZ/60HZ	
Power	1000W/1200W/1400W/1600W	
Airflow Rate	≥1.5M³/MIN/1.8M³/MIN	
Vacuity	≥20Kpa/≥21Kpa	
Noise	≤72dB(A)	
Dust Capacity	50L/60L	
Size	50.5x43x86.5CM	50.5x43x95.5CM
G.W./N.W.	12.6KG/11.1KG	14.4KG/12.6KG
Standard Accessories	Hose Assembly, Metal Telescopic Tube, Round brush, Advanced Floor Brush, Crevice Nozzle, Cotton Cloth Filter	
Loading quantity (20'/40'/40HQ)	149/298/362	135/270/328



## BJ122 SERIES



### STANDARD



Metal telescopic tube



Advanced floor brush



Needle punching cotton filter



Round brush/crevice nozzle



Hose



Model No.	BJ122-50L BJ122-60L	
Voltage/Frequency	100V-127V, 220V-240V/50HZ/60HZ	
Power	1200W/1400W	
Airflow Rate	≥1.5M³/MIN/1.8M³/MIN	
Vacuity	≥20Kpa±21Kpa	
Noise	≤79/80dB(A)	
Dust Capacity	50L/60L	
Size	50.5x43x83CM	50.5x43x93CM
G.W./N.W.	13.4KG/11.6KG	14.4KG/12.6KG
Standard Accessories	Hose Assembly, Metal Telescopic Tube, Round brush, Advanced Floor Brush, Crevice Nozzle, Cotton Cloth Filter, Needle punching cotton filter	
Loading quantity (20'/40'/40HQ)	155/311/377	139/277/337
Advantage	<ul style="list-style-type: none"> <li>Detachable Base</li> <li>Rubber Wheel</li> <li>Accessories Storage Function</li> <li>Drainage Function</li> <li>Turnover handle</li> </ul>	

www.sippon.com

## BJ123 SERIES



### OPTIONAL



Hapa



Sippon floor brush



2PCS Metal tubes



Model No.	BJ123-50L BJ123-60L	
Voltage/Frequency	100V-127V, 220V-240V/50HZ/60HZ	
Power	1200W/1400W	
Airflow Rate	≥1.5M³/MIN/1.8M³/MIN	
Vacuity	≥20Kpa±21Kpa	
Noise	≤79/80dB(A)	
Dust Capacity	50L/60L	
Size	50.5x43x83CM	50.5x43x93CM
G.W./N.W.	13.4KG/11.6KG	14.4KG/12.6KG
Standard Accessories	Hose Assembly, Metal Telescopic Tube, Round brush, Advanced Floor Brush, Crevice Nozzle, Cotton Cloth Filter, Needle punching cotton filter	
Loading quantity (20'/40'/40HQ)	155/311/377	139/277/337
Advantage	<ul style="list-style-type: none"> <li>Detachable Base</li> <li>Rubber Wheel</li> <li>Accessories Storage Function</li> <li>Drainage Function</li> <li>Turnover handle</li> </ul>	



Detachable Base



Turnover Tank



Rubber Wheels



Accessories Storage Function



Drainage Function



Turnover handle

# INDUSTRIAL CLEANER

## BJ141-2B SERIES



### STANDARD



Metal tube AB



Floor brush & Wiper brush



Needle punching cotton filter



Round brush/crevice nozzle



Hose



Model No.	BJ141-2B-60L	BJ141A-2B-70L	BJ141-2B-80L	BJ141-2B-100L
Voltage/Frequency	100V-127V, 220V-240V/50/60Hz			
Power	1000W/1200W/2000W/2400W/3000W/3600W			
Airflow Rate	≥2x3.2M <sup>3</sup> /MIN			
Vacuity	≥22Kpa			
Noise	≤80dB(A)			
Dust Capacity	60L/70L/80L/100L			
Size	60.5x56x78CM	60.5x56x86.5CM	60.5x56x94CM	60.5x56x104CM
G.W./N.W.	27KG/25.6KG	28KG/26.1KG	29KG/26.5KG	31KG/27.9KG
Standard Accessories	Hose Assembly, Metal tube AB, Round brush, Floor brush, Wiper brush, Crevice Nozzle, Cotton Cloth Filter			
Loading quantity (20'/40'/40HQ)	106/212/257	96/191/232	88/176/214	79/159/193
Advantage	<ul style="list-style-type: none"> <li>● Footrest function</li> <li>● Drainage function</li> <li>● Adjustable handle</li> <li>● Outlet socket(optional)</li> <li>● Hang wire</li> <li>● Accessories storage function</li> <li>● Blowing function</li> <li>● Strong suction and low noise</li> </ul>			

www.sippon.com

# INDUSTRIAL CLEANER

## BJ141-3B SERIES



### OPTIONAL



Assist brush



TIFPA



Model No.	BJ141-3B-60L	BJ141-3B-70L	BJ141-3B-80L	BJ141-3B-100L
Voltage/Frequency	100V-127V, 220V-240V/50/60Hz			
Power	1000W/1200W/2000W/2400W/3000W/3600W			
Airflow Rate	≥3x3.2M <sup>3</sup> /MIN			
Vacuity	≥20Kpa≥23Kpa			
Noise	≤82dB(A)			
Dust Capacity	60L/70L/80L/100L			
Size	60.5x56x78CM	60.5x56x86.5CM	60.5x56x94CM	60.5x56x104CM
G.W./N.W.	29.2KG/27.8KG	30.2KG/28.3KG	31.2KG/28.7KG	33.2KG/30.1KG
Standard Accessories	Hose Assembly, Metal tube AB, Round brush, Floor brush, Wiper brush, Crevice Nozzle, Cotton Cloth Filter			
Loading quantity (20'/40'/40HQ)	106/212/257	96/191/232	88/176/214	79/159/193



Cable storage function



Adjustive handle



Strong base



Turnover tank



Drainage function



Accessories storage function



# INDUSTRIAL CLEANER

## BJC1923-2B

BSCI BSC EMC ROHS CE SAS CB

### FEATURES



Model No.	BJC1923-2B-50L	BJC1923-2B-60L	BJC1923-2B-70L	BJC1923-2B-80L
Voltage/Frequency	220-240V, 50/60Hz			
Power	2000W, 2400W			
Airflow Rate	>3.2m³/MIN×2			
Vacuity	>17Kpa, >18Kpa			
Noise	<85dB(A)			
Dust Capacity	50L/60L/70L/80L			
Size	52×52×70CM	56×56×86CM	56×56×94CM	56×56×101CM
G.W./N.W.	18KG/16.5KG	19KG/17.5KG	20KG/18KG	21KG/18.5KG
Standard Accessories	Metal tubes, Big Floor brush, Cotton filter/Basket, Big crevice nozzle/Amrest bracket/Big round brush, Hose assembly, Blower connector			
Loading quantity (20'/40'/40HQ)	115/230/280	104/208/252	95/190/231	88/177/215
Advantage	<ul style="list-style-type: none"> <li>Accessories storage function</li> <li>Amrest for easy moving</li> <li>Tube storage function</li> <li>Cable/hose storage function</li> <li>Drainage function</li> <li>External socket(optional)</li> <li>Blowing function</li> <li>Direct dumping for easy clean</li> <li>High efficient filter cleaning</li> <li>Safety value</li> </ul>			

www.sippon.com

# INDUSTRIAL CLEANER

## BJC1923-3B

BSCI BSC EMC ROHS CE SAS CB

### STANDARD



### OPTIONAL



Model No.	BJC1923-3B-50L	BJC1923-3B-60L	BJC1923-3B-70L	BJC1923-3B-80L
Voltage/Frequency	220-240V, 50/60Hz			
Power	3000W			
Airflow Rate	>3.2m³/MIN×3			
Vacuity	>18Kpa			
Noise	<85dB(A)			
Dust Capacity	50L/60L/70L/80L			
Size	52×52×70CM	56×56×86CM	56×56×94CM	56×56×101CM
G.W./N.W.	18KG/16.5KG	19KG/17.5KG	20KG/18KG	21KG/18.5KG
Standard Accessories	Metal tubes, Big Floor brush, Cotton filter/Basket, Big crevice nozzle/Amrest bracket/Big round brush, Hose assembly, Blower connector			
Loading quantity (20'/40'/40HQ)	115/230/280	104/208/252	95/190/231	88/177/215



# STEAM WET & DRY CARPET VACUUM CLEANER



**Strong steam**



**Steam adjustment**



**Water full protection**



**Steam Sterilization**



**Accessories storage**



**Wet&Dry&Drainage**



**Cyclone system**



**Strong suction**



**Automatic quick heating**



**Easy assembly**



WWW.SIPRON.COM

BSCI ENEC ROHS CE SAS CB

**STEAM CARPET CLEANER**

**BJC2021**

Function



WATER LEVEL DISPLAY



4 IN 1



LOCK/UNLOCK STEAM



OVERHEAT & PRESSURE RELIEF PROTECTION



STEAM ADJUSTMENT



ACCESSORIES STORAGE



STEAM STERILIZATION



CABLE STORAGE



WATER FULL PROTECTION



WATER STORAGE AND DRAINAGE



Standard



CONTROL HANDLE



SOFA BRUSH



BRUSH



STEAM PIPE ASSEMBLY 2



POINT SPRAY NOZZLE



SHAVING STRIP ASSEMBLY



STEAM PIPE ASSEMBLY 1



CLOTH FILTER



STEAM FLOOR BRUSH



2PCS EXTENSION TUBE



500ML MEASURING CUP



2 IN 1 NOZZLE

Model No.	BJC2021-25L
Voltage/Frequency	220-240V, 50/60Hz
Power	2100W (1200 The motor, 1500 Steam) 16W (SP-3878 Water pump) 1500W (CSH-1500 Heater)
Airflow Rate	≥ 1.5M <sup>3</sup> /MIN
Vacuity	≥ 15.5Kpa
Noise	≤ 75dB(A)
Dust Capacity	25L/1.2L Water tank
Medium	Domestic water, Hardness less than 80
G.W./N.W.	12KG/15KG
Size	61 x 43 x 84CM
Standard Accessories	Control handle, Sofa brush, brush, Steam pipe assembly 2, Point spray nozzle, Shaving strip assembly, Steam pipe assembly 1, Cloth filter, steam floor brush, 2PCS extension tube, 500ML measuring cup, 2 in 1 nozzle
Loading Quantity	197/351/480



# INTELLIGENT VACUUMABLE TRASH BIN

— Technical innovation —

BSCI EMC ROHS CE SAS CB

INTELLIGENT  
VACUUMABLE TRASH BIN

BJ1841 SERIES

## FEATURES



High efficiency  
HEPA filter



Active carbon filter



One-Key Operate for  
vacuum cleaner



Smart flip



Accessories  
storage function



Inductive switch



universal wheels for  
easy move



Technical innovation  
trash can&vacuum  
cleaner 2 in 1



## STANDARD



Plastic tubes



Stretchable hose



Trash can



Floor brush



Multifunction  
crevice nozzle



High efficiency  
Active carbon&  
HEPA filter



Rubbish bag



Accessories package

Model No.	BJ1841
Voltage/Frequency	100V-127V, 220V-240V/50HZ/60HZ
Power	600W
Airflow Rate	0.74M <sup>3</sup> /MIN
Vacuity	≥8.0Kpa
Noise	≤75dB(A)
Dust Capacity	6L
G.W./N.W.	5.7KG/4.2KG
Size	29x29x46CM
Standard Accessories	Plastic tubes, Stretchable hose, Trash can, Floor brush, Multifunction crevice nozzle, High efficiency Active carbon&HEPA filter, Rubbish bag, Accessories package.
Loading quantity(20'/40'/40'HQ)	724/1448/1758



# CORDLESS HANDHELD VACUUM CLEANER



- Cordless 无线设计
- 15.4Kpa 强吸力
- Low noise 超静音
- Multi-function 一机多用
- Rotate 180° 180°旋转
- BLDC motor 无刷电机
- Cyclone filtration 旋风过滤
- Removable battery 可拆卸电池

BSCI GS EMC ROHS CE SAS CB

## HANDHELD CLEANER

### BJC2081 SERIES

#### FEATURES



#### STANDARD



Model No.	BJC2081
Voltage/Frequency	21.6V
Power	150W/250W
Airflow Rate	≥0.5M³/MIN ≥0.8M³/MIN
Capacity	0.5L
Cable	Cordless
Battery capacity	2000mAh
Vacuity	≥10KPA ≥17KPA
Noise	≤82dB(A)/57dB(A)
Dust Capacity	0.4L
Charging Time	2H45Min
Running Time	10MIN/25MIN
Carton size	73*14.5*35CM
Standard Accessories	Electric tube, Electric rolling brush with LED, Flat brush, Long crevice nozzle, Charger, HEPA filter, cyclone filter system, Battery package, Charger
Loading Quantity (20'40'HQ)	755/1511/1835PCS
Advantage	Battery indicator & 2 speeds, Cyclone multiple filtration, Detachable battery, Easy to assembly, Electric brush with LED, One key to clean, Wall mountable (optional)

# INDUSTRIAL CLEANER

## BJ132 SERIES



BSCI GS EMC ROHS CE SAA CB

## BJ1621 SERIES



Model No.	BJ132-2B-70L	BJ1621-25L
Voltage	220V 240V/100V 12V	220V 240V
Power	2000W/2400W/3000W/3600W	1000W/1200W/1400W
Frequency	50HZ/60HZ	50HZ/60HZ
Vacuity	≥20Kpa±23Kpa	≥18.5Kpa
Noise	≤80dB(A)	≤74dB(A)
Certification	CE/ROHS/SAA/CB	CE/GS/EMC/ROHS
Capacity	70L	20L
Size	67.5x54x84.5CM	54.1x36.1x45.8CM
G.W./N.W.	26.5KG/24.5KG	9.8KG/9.5KG
Standard Accessories	Hose assembly, Metal AB tubes, Round brush, Floor brush, Wiper brush, Crevice nozzle, Cloth filter	Hose assembly, Plastic tubes, Round brush, Floor brush, Crevice nozzle, Cloth filter

### STANDARD



Metal tube AB



Floor brush & Wiper brush



Cloth filter



Round brush/crevice nozzle



Hose

### ADVANTAGE



New on-off switch



Dust Indicator



Blowing function



Accessories storage function



Dust shaking function



Tank can be separated easily

www.sippon.com

# HANDHELD CLEANER

## BJ1982/BJ1983 SERIES

### FEATURES

For BJ1982



Power indicator light



Rechargeable battery



Telescopic tube



Advanced floor brush

For BJ1983



Power indicator light



Rechargeable battery & Brushless motor



Extension metal tube



Dust mite controller (optional) Electric rolling floor brush



### STANDARD

For BJ1982



Main machine & Charger



Telescopic metal tube



Advanced floor brush



Crevice nozzle



Square shape brush

For BJ1983



Main machine & Charger



Extension metal tube



Electric rolling floor brush



Crevice nozzle



Square shape brush



Dust mite controller (optional)

Model No.	BJ1982	BJ1983
Voltage/Frequency	18V	18V
Power	130W	230W
Battery Capacity	2000mAh	2500mAh
Vacuity	≥8.5Kpa	≥20Kpa
Noise	≤75dB(A)	≤75dB(A)
Working Time	40Mins	30Mins
G.W./N.W.	3.0KG/2.0KG	3.5KG/2.5KG
Size	29x20x71.5CM	
Standard Accessories	Charger, Telescopic metal tube, Electric floor brush, Square shape brush, Crevice nozzle	
Loading quantity(20'/40'/40'HQ)	768/1556/1750	



# AC/DC brushless motor multifunctional vacuum cleaner



BSCI ENEC ROHS CE SAS CB

AC/DC brushless motor multifunctional cleaner

BJ1921 SERIES

## FEATURES



AC & DC two way use



Lithium battery



Big wheels for easy move



Dust & Water full indicator



Dust shaking & Accessories storage



Stretchable hose & Hose storage function



Telescoping handle



Low & High power choice



Hidden & stronger handle



Wet & Dry & Blowing function



Battery display



USB as charger etc.



## STANDARD



Battery



Stretchable hose



HEPA filter



Big brush



Crevice nozzle

Model No.	BJ1921
Voltage/Frequency	DC18V/AC220-240V
Power	120W/200W
Airflow Rate	1.0M <sup>3</sup> /MIN
Vacuity	≥8Kpa ≥15Kpa
Noise	≤75dB(A)
Dust Capacity	22L
Battery capacity	4.0Ah
DC Charging Time	2.5H
DC Running Time	20-30mins
Size	42x34x44cm
Standard Accessories	HEPA filter, stretchable hose, crevice nozzle, brush, battery, cable charger
Loading quantity(20'/40'/40'HQ)	445/891/11082



# ACCESSORIES

Double-stage motor  
DJ-A301  
1000W/1200W



Double-stage motor  
DJ-A303  
1000W/1200W



Dry type motor  
DJ-TPL1  
800W/1000W/1200W



Dry type motor  
DJ-PHL1  
1000W/1200W/1400W/  
1600W/1800W/2000W/2200W



3pcs plastic tube  
JG-S322/352  
PP/Ø32/Ø35



2pcs plastic tube  
JG-S321/351  
PP/Ø32/Ø35



2pcs Metal tubes  
JG-J322/352  
Chrome Ø32/Ø35



Aluminum tube  
JG-J281  
Aluminum/Ø28x150mm



Crevice Nozzle  
BX-S351  
PP/Ø35



Double-stage motor  
DJ-A302  
1000W/1200W



Wet/dry type single-stage motor  
DJ-P251  
1200W/1400W



Dry type motor  
DJ-S201  
800W/1000W/1200W



Wet/dry type single-stage motor  
DJ-V242  
800W/1000W/1200W



Metal telescopic tube  
JG-J321  
Chrome/Ø32/Ø35



Metal tube AB  
JG-J381  
Chrome/Ø38



Aluminum tube  
JG-J382  
Aluminum/Ø38x200mm



Crevice Nozzle  
BX-S321  
PP/Ø32



Crevice nozzle  
BX-S322  
PP/Ø32



Big Crevice Nozzle  
BX-S323  
PP/Ø32



Big Crevice Nozzle  
BX-S381  
PP/Ø38



Aluminum Crevice Nozzle  
BX-J382  
Aluminum/Ø38



Round brush  
YS-S351  
PP/Ø35



SIPPON Brush  
DS-S3213  
Ø32



Floor brush-Metal  
DS-J322 - J352  
Ø32/Ø35



Floor brush-plastic  
DS-S323/S353  
Ø32/ Ø35



Floor brush  
DS-S381  
Ø38



Floor brush  
DS-S3214  
Ø32



# ACCESSORIES

Long crevice nozzle  
BX-S324  
PP/Ø32



Integrated crevice nozzle  
BX-J381  
Aluminum/Ø38



Round brush  
YS-S321  
PP/Ø32



Round brush  
YS-S381  
PP/Ø38



Floor Brush  
DS-S321/S351  
Ø32/Ø35



Floor brush-plastic  
DS-S322/S352  
Ø32/Ø35



Floor brush-metal  
DS-J323/J353  
Ø32/Ø35



Wiper brush  
DS-S382  
Ø38



Foam maker



# ACCESSORIES

Assist brush  
DS-S383  
Ø38



Mop brush  
DS-S325  
Ø32/Ø35



Rubber wheel  
LZ-1471  
Rubber/Black/147mm



Universal wheel  
LZ-0401  
7.5x40mm



Universal wheel  
LZ-0651  
2.5inch



Universal wheel  
LZ-0653  
2.5inch with brake



Metal hose  
RG-J361  
Ø36



Metal mesh cover  
GLQ-W1261  
126x148mm



HEPA filter  
GLQ-H1031  
103x80mm



Rolling brush  
DS-S324  
Ø32/Ø35



Rolling brush  
DS-S324  
Ø32/Ø35



Rubber wheel  
LZ-1351  
Rubber/Black/135mm



Universal wheel  
LZ-0501  
2inch



Universal wheel  
LZ-0652  
2.5inch



Plastic hose  
RG-S321  
Ø32



Plastic hose  
RG-S381  
Ø38



Metal mesh cover  
GLQ-W1551  
155x167mm



Glass fibre cloth filter  
GLQ-C2853  
Fire-retardant



# ACCESSORIES

HEPA  
GLQ-H1581  
158x90



HEPA  
GLQ-H1801  
180x108



HEPA  
GLQ-H4142  
180x225



Paper bag filter  
GLQ-K0551  
15/20/30/50L



Sponge  
GLQ-M1461  
Sponge



Needle punching cotton filter  
GLQ-C2953  
Needle punching cotton



Needle punching cotton filter  
GLQ-C3502  
Needle punching cotton



Fire-retardant filter  
GLQ-C1461  
Fire-retardant



Cloth filter  
GLQ-S2151



HEPA  
GLQ-H1461  
146x120



HEPA  
GLQ-H1701  
160x90



Cloth bag filter  
GLQ-K0552  
15/20/30/50L



Joint tube  
JT-11021  
Rubber



Sofa brush  
DS-S326  
PP Ø32/Ø35



Needle punching cotton filter  
GLQ-C3503  
Needle punching cotton



Non-woven fabric filter  
GLQ-29513  
Non-woven fabrics



Needle punching cotton filter  
GLQ-C4141  
Needle punching cotton



Cloth filter  
GLQ-S1571  
Fire-retardant







## WE ONLY FOCUS ON VACUUM CLEANER

Yongkang Sippon Electric Co., Ltd. is fully committed to the development of the vacuum cleaner industry. Inheriting the enterprise spirit and business philosophy of Superman Group - "Super Brand, Superior Quality". Our main goal is to shape and promote an international brand name. SIPPON is currently entering and making great effort in building a professional technical team in this industry from manufacturing, quality control, researching and developing. We are focused and committed to become the leading brand for this industry in China in 2023, entering the ranks of the world-famous vacuum cleaner brands in 2023.

Core value of SIPPON: "Quality, Responsibility, and Future."

Enterprise spirit of SIPPON: "Solidarity, Efficiency, Discipline and Innovation"

Development concept of SIPPON: "Concentration, Profession, attentiveness"

Cooperation concept of SIPPON: "Customer first, regard meeting the needs of end users as the sole purpose"

Talent concept of SIPPON: "Explore the potential of every employee, and Create the stage for employees to realize their dream"

Product target of SIPPON: "Develop and manufacture more beautiful, durable, energy saving, efficient and higher noise reduction professional cleaners"

Vision and mission of SIPPON: "Acquire the core technology, pursuit the remarkable quality, create a world-class brand; With integrity managing, sustainable developing, achieve a centuried SIPPON."



CERTIFICATE&HONOR

